



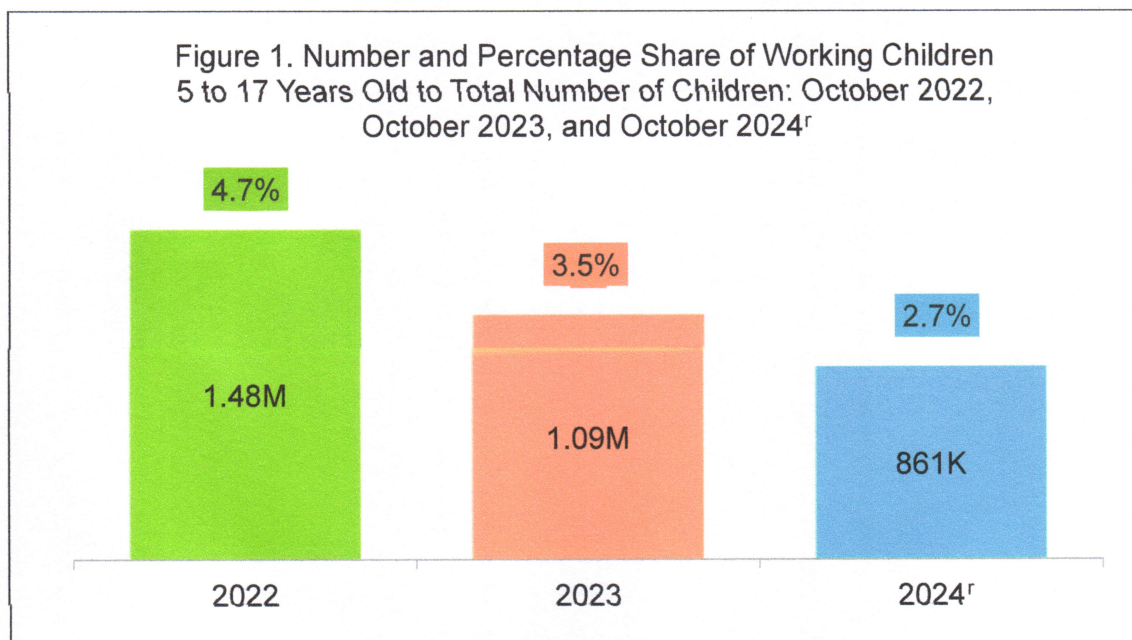
SPECIAL RELEASE

Working Children Situation: Fewer Children Engaged in Work and Child Labor in 2024 (Final Results)

Date of Release: 25 November 2025
Reference No. 2025-432

Number of Working Children 5 to 17 Years Old Continued to Decline

The number of working children 5 to 17 years old was estimated at 861 thousand in 2024, indicating a continuing annual downtrend from 1.09 million in 2023 and 1.48 million in 2022. In terms of proportion or share of working children to the population of children 5 to 17 years old, it continued to decline annually, reaching 2.7 percent in 2024, from 3.5 percent in 2023 and 4.7 percent in 2022. (Table A and Figure 1)



r - revised

M - million

K - thousand

Source: Philippine Statistics Authority, October 2022, October 2023, and October 2024 Labor Force Survey

In 2024, out of the 861 thousand working children, boys comprised 532 thousand or 61.8 percent, while girls made up 329 thousand or 38.2 percent. Similarly, more than half of the working children were boys in 2023 (59.1%) and in 2022 (58.7%).



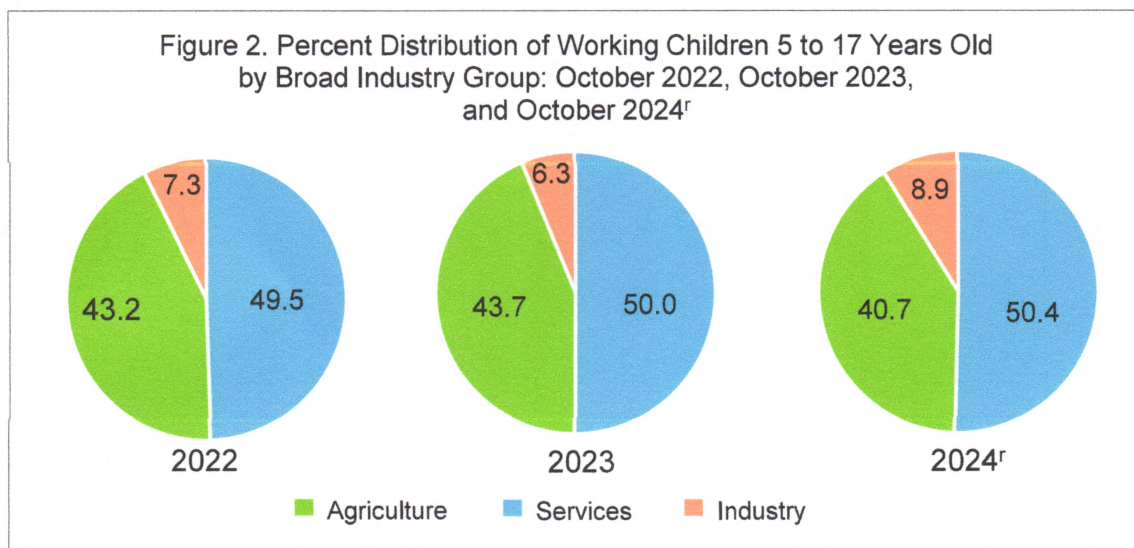
By age group, majority or 74.5 percent of the total working children in 2024 were 15 to 17 years old. The percentage of working children for the same age group relative to the total working children was higher in 2024 compared to their percentage in 2023 at 72.5 percent and in 2022 at 59.7 percent. (Table A)

Services Sector had the Largest Share to the Total Working Children

The services sector has consistently employed the highest percentage of working children aged 5 to 17 years over the past three years. In 2024, it accounted for 50.4 percent of all working children, slightly higher than the percentage of working children in 2023 at 50.0 percent and in 2022 at 49.5 percent.

Agriculture was the second largest sector where working children were employed, accounting for 40.7 percent of total working children in 2024, 43.7 percent in 2023 and 43.2 percent in 2022.

The industry sector had the least share, with 8.9 percent of working children in 2024, 6.3 percent in 2023, and 7.3 percent in 2022. (Table A and Figure 2)



r - revised

Source: Philippine Statistics Authority, October 2022, October 2023, and October 2024 Labor Force Survey

Majority of the Working Children Worked 20 Hours or Less Weekly

Majority or 73.8 percent of working children aged 5 to 17 years reported to have worked 20 hours or less per week in 2024. Those who worked 20 hours or less per week in 2023 and 2022 were reported at 73.7 percent and 75.6 percent, respectively.

Children who worked 21 to 40 hours per week accounted for 15.2 percent of working children aged 5 to 17 years in 2024. In 2023 and 2022, children working 21 to 40 hours accounted for 16.4 percent and 15.7 percent, respectively. (Table A)

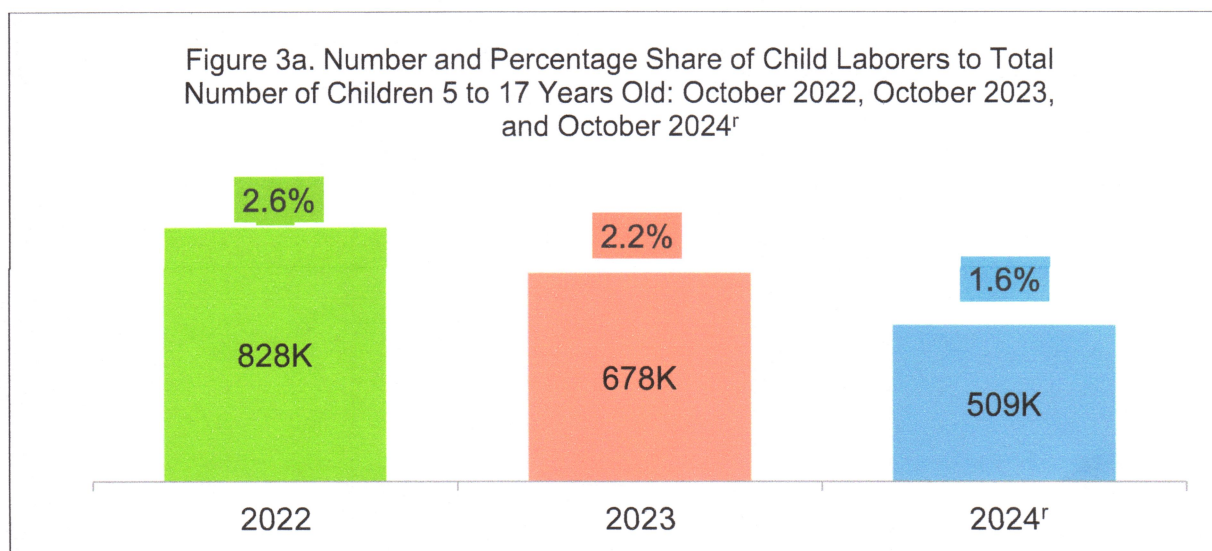
Child Labor Incidence Continued to Drop

Child labor refers to working children who were engaged in the following activities:

- (i) Hazardous Work (Hazardous Child Labor) or activities which are likely to be harmful to the health, safety or morals of children (as identified in the Department of Labor and Employment Department Order No. 149, Series of 2016 – Guidelines in Assessing and Determining Hazardous Work in the Employment of Persons Below 18 years of Age);
- (ii) Work by children below 15 years of age that is more than 20 hours a week or more than four hours at any given day or between eight o'clock in the evening and six o'clock in the morning of the following day (Sec. 12-A, paragraphs (1 and 3) of RA No. 9231); and
- (iii) Work by children 15 to 17 years of age that exceeds 40 hours a week or more than eight hours a day or between 10 o'clock in the evening and six o'clock in the morning of the following day (Sec. 12-A, paragraphs (2 and 3) of RA No. 9231).

The total number of working children who were engaged in child labor was estimated at 509 thousand in 2024. This was lower than the reported number of working children who were engaged in child labor in 2023 at 678 thousand and in 2022 at 828 thousand. (Table B)

The percentage of working children 5 to 17 years old who were engaged in child labor declined to 1.6 percent of the total children aged 5 to 17 years in 2024, indicating a continuing downward trend from 2.2 percent in 2023 and 2.6 percent in 2022. (Table B and Figure 3a)

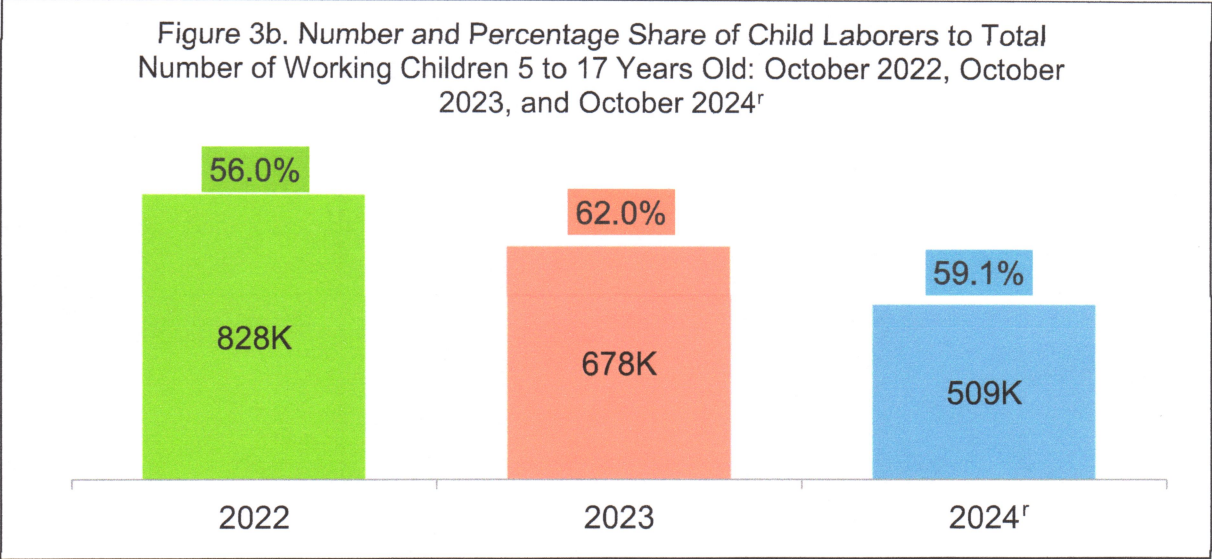


r - revised

K - thousand

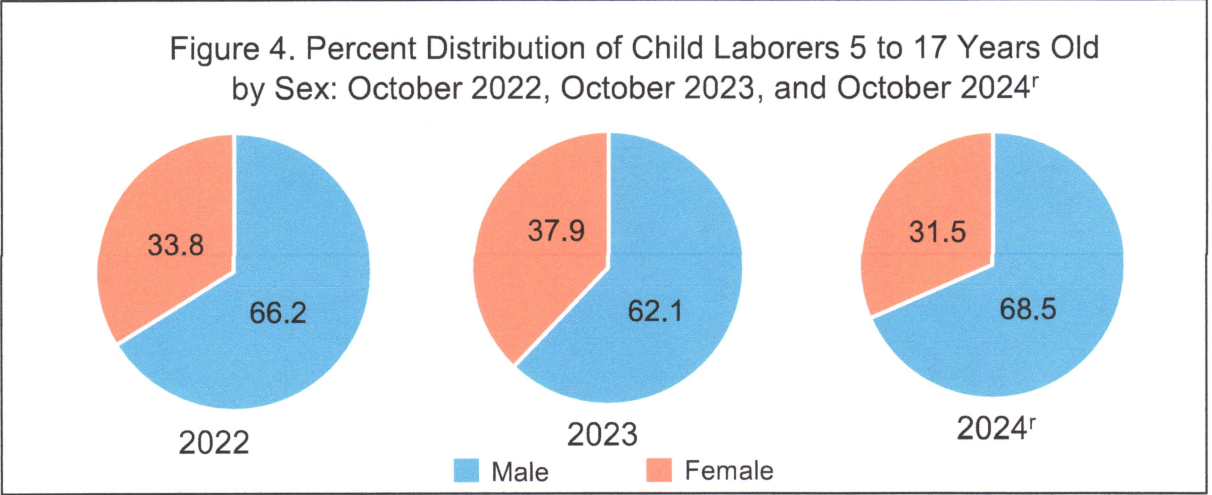
Source: Philippine Statistics Authority, October 2022, October 2023, and October 2024 Labor Force Survey

In terms of percentage to working children, 59.1 percent of the total number of working children aged 5 to 17 years in 2024 were engaged in child labor. This was lower than the percentage of working children who were engaged in child labor in 2023 at 62.0 percent but higher than the percentage of working children who were engaged in child labor in 2022 at 56.0 percent. (Table B and Figure 3b)



r - revised
 K - thousand
 Source: Philippine Statistics Authority, October 2022, October 2023, and October 2024 Labor Force Survey

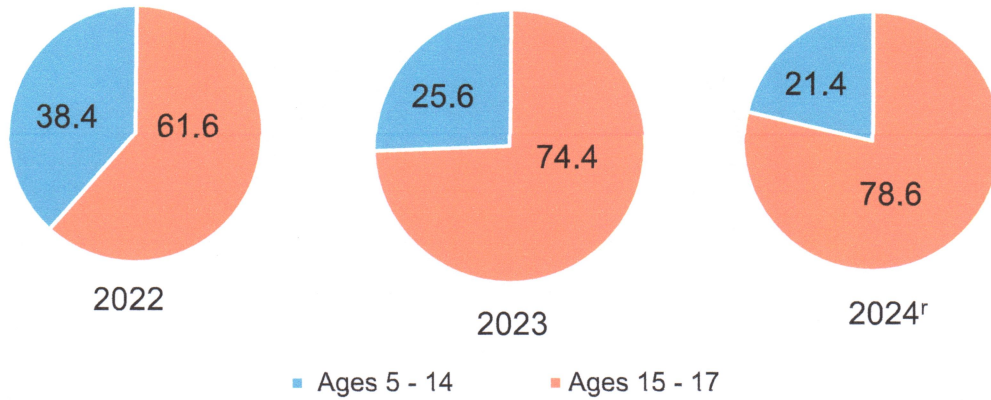
By sex, 349 thousand or 68.5 percent of the estimated 509 thousand working children engaged in child labor in 2024 were boys, while 160 thousand or 31.5 percent were girls. (Table B and Figure 4)



r - revised
 Source: Philippine Statistics Authority, October 2022, October 2023, and October 2024 Labor Force Survey

Across age groups, 15 to 17 years old continued to account for the largest share of working children engaged in child labor at 78.6 percent in 2024. This was higher than the share of child laborers 15 to 17 years old reported in 2023 at 74.4 percent and in 2022 at 61.6 percent. (Table B and Figure 5)

Figure 5. Percent Distribution of Child Laborers 5 to 17 Years Old by Age Group: October 2022, October 2023, and October 2024^r

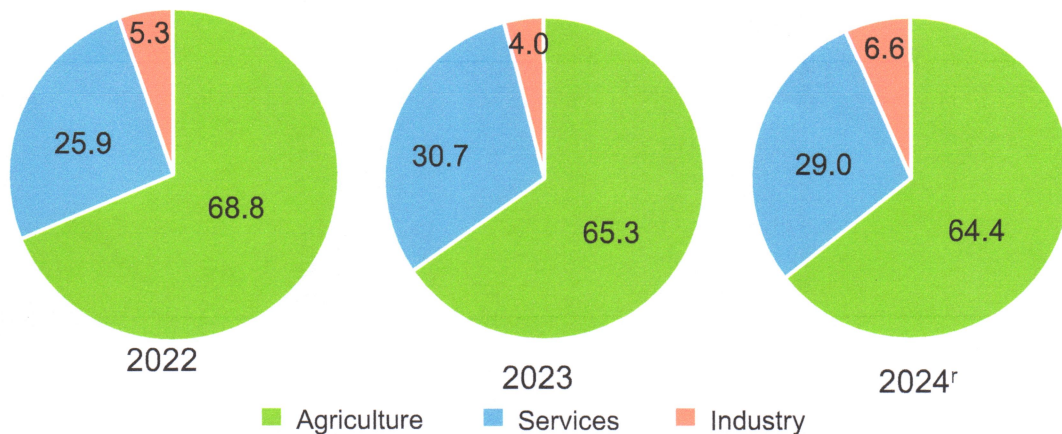


r - revised

Source: Philippine Statistics Authority, October 2022, October 2023, and October 2024 Labor Force Survey

By broad industry group, the agriculture sector continued to account for the largest share of child laborers at 64.4 percent in 2024, followed by the services sector with 29.0 percent share and the industry sector with 6.6 percent share. (Table B and Figure 6)

Figure 6. Percent Distribution of Child Laborers 5 to 17 Years Old by Broad Industry Group: October 2022, October 2023, and October 2024^r



r - revised

Source: Philippine Statistics Authority, October 2022, October 2023, and October 2024 Labor Force Survey

CLAIRE DENNIS S. MAPA, PhD
 Undersecretary
 National Statistician and Civil Registrar General

DGBDP/AA/MCLDL